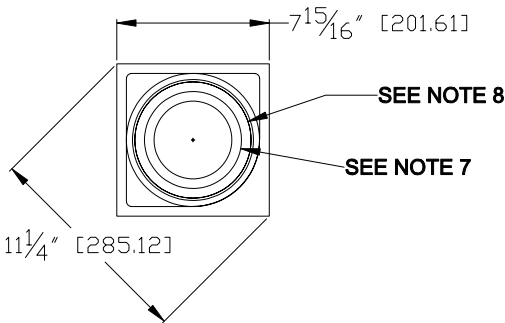
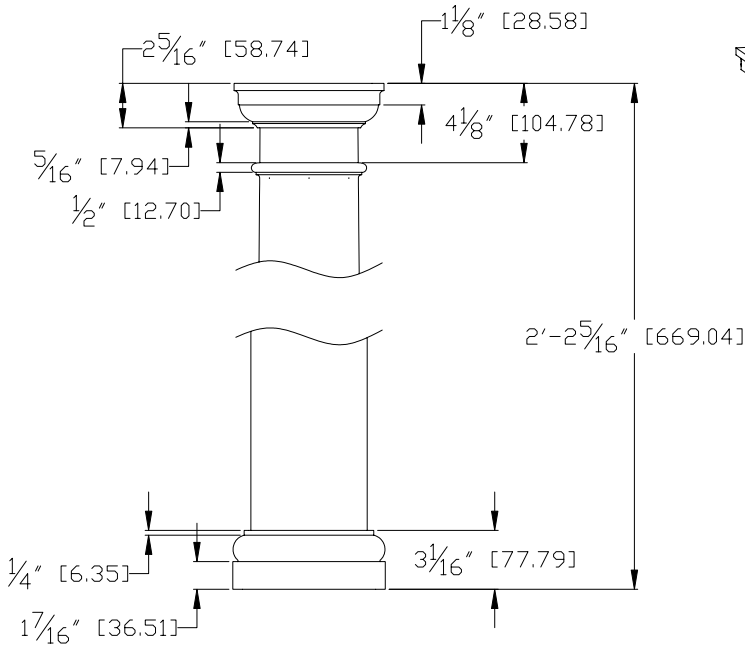


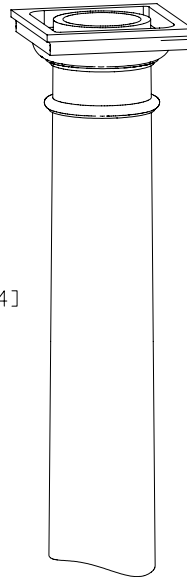


TUSCAN DROP-DOWN CAP



TUSCAN DROP-DOWN BASE



**ARCHITECTURAL VIEW
SCALE: 1/25**

NOTES:

1. DIMENSIONS WITHIN THE PARENTHESES ARE METRIC UNITS (millimeters) or (Kg=Kilograms)
2. MATERIAL: FIBERGLASS REINFORCED POLYMER (FRP)
3. WEIGHT: POST: 49 LBS. [22.23]
4. MATERIAL THICKNESS. POST: 1/2" [12.7]
5. INSIDE DIAMETER AT TOP OF POST: 4 1/16" [103.19]
6. OUTSIDE DIAMETER AT TOP OF POST: 5 1/16" [128.59]
7. INSIDE DIAMETER AT BOTTOM OF POST: 5 1/16" [128.59]
8. OUTSIDE DIAMETER AT BOTTOM OF POST: 6 1/16" [153.99]
9. MAXIMUM LOAD BEARING LIMITS: 10,000 Lb. (4535.9 Kg)

Column & Post, Inc.™
8013 Purfoy Rd.
Fuquay-Varina, NC 27526
Tel: (919) 255-1533
Fax: (919) 255-1553
E-mail: david@columnpost.com

		DIMENSIONS ARE IN INCHES (mm)		NAME	DATE
		TOLERANCES: FRACTIONAL ± 1/32 ANGULAR: MACH± BEND± 2 PLACE DECIMAL± THREE PLACE DECIMAL±		DRAWN	NAK
		MATERIAL		CHECKED	
		FINISH		ENG APPR.	
NEXT ASSY	USED ON			MFG APPR.	
APPLICATION		DO NOT SCALE DRAWING		Q.A.	

©COPYRIGHT
Column & Post, Inc. 2008

**6" x 8' Tuscan Round
Drop-Down Assembly**

SIZE	DWG. NO.	REV.
A		01
SCALE: 1/10	WEIGHT:	SHEET 1 OF 1