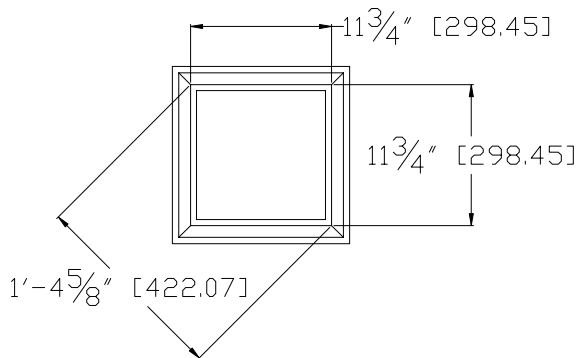
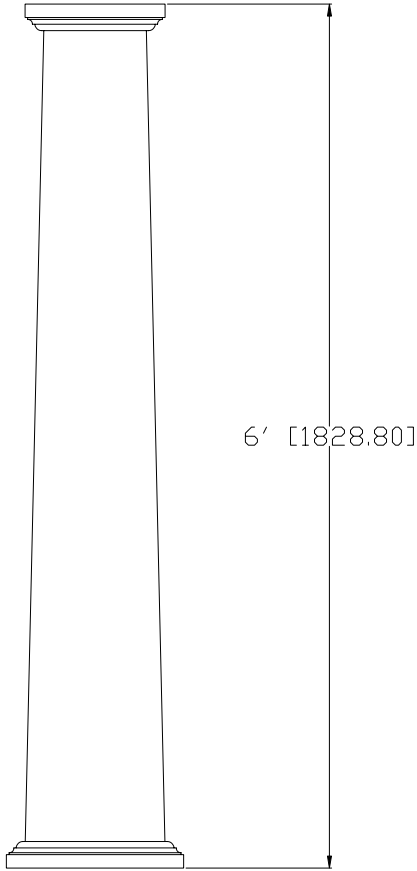




TOP VIEW



BOTTOM VIEW



**ARCHITECTURAL VIEW
SCALE: 1/25**

NOTES:

1. DIMENSIONS WITHIN THE PARENTHESES ARE METRIC UNITS (millimeters) or (Kg=Kilograms)
2. MATERIAL: FIBERGLASS REINFORCED POLYMER (FRP)
3. WEIGHT: POST: 88.1 LBS. [39.95]
4. MATERIAL THICKNESS. POST: 1/2" [12.7]
5. INSIDE DIAMETER AT TOP OF POST: 7 7/16" [188.91]
6. OUTSIDE DIAMETER AT TOP OF POST: 8 7/16" [214.31]
7. INSIDE DIAMETER AT BOTTOM OF POST: 10 3/4" [273.05]
8. OUTSIDE DIAMETER AT BOTTOM OF POST: 11 3/4" [298.45]
9. MAXIMUM LOAD BEARING LIMITS: 8,000 Lb. (4535.9 Kg)

Column & Post, Inc.™
8013 Purfoy Rd.
Fuquay-Varina, NC 27526
Tel: (919) 255-1533
Fax: (919) 255-1553
E-mail: david@columnpost.com

		DIMENSIONS ARE IN INCHES (mm) TOLERANCES: FRACTIONAL ± 1/8" ANGULAR: MACH± BEND± 2 PLACE DECIMAL± THREE PLACE DECIMAL±	NAME		DATE
			DRAWN	NAK	
			CHECKED		
			ENG APPR.		
			MFG APPR.		
			Q.A.		
		MATERIAL			
		FINISH			
NEXT ASSY	USED ON				
APPLICATION		DO NOT SCALE DRAWING			

©COPYRIGHT
Column & Post, Inc. 2008

12" x 8 1/2" x 6' Tapered Square Assembly

SIZE	DWG. NO.	REV.
A		01
SCALE: 1/16	WEIGHT:	SHEET 1 OF 1